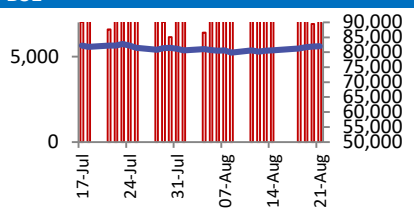
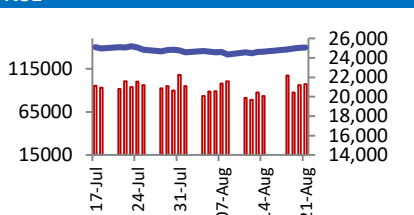


BSE	NSE
	
Open 81501 High 81799 Low 81365 Close 81636 Change 329 Volume (Lacs) 10710 Turnover (Rs.inCr) 7133	Open 24949 High 25022 Low 24894 Close 24968 Change 98 Volume(Lacs) 38907 Turnover(Rs.in Cr) 81588

World Markets	Current	Previous	Pt. Chg	Var(%)
Dow	45282	45632	(349)	-0.77%
Dow Futures	45292	45351	(59)	-0.13%
Nasdaq	21449	21497	(47)	-0.22%
FTSE	9321	9309	12	0.13%
Nikkei	42355	42808	(453)	-1.06%
Hang Seng	25758	25830	(72)	-0.28%
Gift Nifty	24912	24993	(82)	-0.33%
Straits Singapore	4244	4256	(12)	-0.29%
South Korea	3182	3210	(28)	-0.88%
Taiwan	24242	24277	(35)	-0.14%
Shanghai	3879	3884	(5)	-0.13%

Commodity Prices	Current	Previous	Pt. Chg	Var(%)
Copper (\$/MT)	9797	9725	72	0.7%
Alumin (\$/MT)	2625	2585	40	1.5%
Zinc (\$/MT)	2818	2766	53	1.9%
Brent Crude (\$/bbl)	69	69	(0)	-0.4%
Gold (\$/Ounce)	3372	3366	6	0.2%
Silver (\$/Ounce)	39	39	0	0.3%
Light Crude (\$/bbl)	65	65	(0)	-0.4%
N G (\$/mmbtu)	3	3	(0)	0.0%
Sugar (\$/MT)	487	483	4	0.8%
Rubber (Rs./kg)	190	191	(1)	-0.3%
Baltic Dry Index	1944	1893	51	2.7%

Currency Exchange Rate	Current	Previous	Var(%)
Rs./ \$ rate	87.58	87.53	0.06%
Rs./ Euro	102.42	101.50	0.91%
Rs./Chinese Yuan	12.24	12.24	-0.02%
Yen / \$ rate	147.67	147.80	-0.09%
\$ US/Euro	1.16	1.16	0.08%

Dollar Index	Current	Previous	Var(%)
Dollar Index	98.29	98.43	-0.14%

Support/ Resistance Levels for Today		
	Nifty	Bank Nifty Fut
Support 1	24900	55000
Support 2	24840	54770
Resistance	25040	55500

Securities in Ban For Trade	
TITAGARH	RBLBANK

## Market Review

**US:** Stocks closed lower Monday as the market failed to sustain the momentum that sent the Dow Jones Industrial Average to a record high at the end of last week.

**Asia:** Asia markets mostly fall, dollar drops and gold rises as Trump fires Fed Governor Lisa Cook.

**India:** Indian equity markets ended Monday's session with steady gains, supported mainly by strong buying in IT stocks and positive global cues. Market is expected to open on a flattish note and likely to witness range bound move during the day. **Market is expected to is expected to open on a negative note and likely to witness negative move during the day.**

**Global economy:** British shop prices rose this month by the most since March last year, potentially adding to the Bank of England's worries about how long the country's high inflation problem is likely to last. Shop prices rose by 0.9% compared with August 2024, driven by a jump of 4.2% in food prices, the biggest since Feb last year, the British Retail Consortium said.

Sales of new U.S. single-family homes fell in July following a sharp upward revision to the prior month's sales pace, and the overall trend remained consistent with a housing market struggling in an environment of high mortgage rates. The report from the Commerce Department on Monday bolstered economists' expectations that the housing market slump could persist through the end of the year. Though mortgage rates have eased on expectations that the Federal Reserve would resume cutting interest rates in September, they continue to outpace wage growth, pushing home ownership beyond the reach of many.

**Commodities:** Oil prices slightly decreased on Tuesday, following a nearly 2% surge in the previous session, as traders closely monitor the Russia-Ukraine conflict's potential impact on fuel supplies.

Gold prices saw an increase, reaching a two-week high. This happened as the dollar weakened.

**Currency:** U.S. dollar drops, while Japanese yen and gold strengthens after Trump fires Fed Governor Cook.

**FII Derivative Transactions (Rs. Cr)**

Contracts	Purchase		Sell		Net	Open Interest (OI)		OI (Previous day)		Change	
	Contract	Value	Contract	Value		Contract	Value	Contract	Value	Contract	Value
Index Future	67653	12669	66382	12463	206	232720	43780	218217	40915	14503	2865
Index Option	4214366	792480	4235221	796772	(4292)	1685377	316571	1582511	296269	102866	20302
Stock Future	2288550	158041	2273114	157144	897	5704931	397650	5680093	393519	24838	4131
Stock Option	426085	30205	419669	29667	538	410910	28169	433872	29667	(22962)	(1498)
<b>Total</b>	<b>6996654</b>	<b>993395</b>	<b>6994386</b>	<b>996046</b>	<b>(2651)</b>	<b>8033938</b>	<b>786170</b>	<b>7914693</b>	<b>760370</b>	<b>119245</b>	<b>25800</b>

FII All Activity-BBG (Rs Cr)		Buy	Sell	Net
18-Aug-25		21175	20159	1016
19-Aug-25		13933	13946	(12)
20-Aug-25		12505	12803	(298)
21-Aug-25		12804	13366	(562)
22-Aug-25		12165	11825	340
<b>Month to date- Aug</b>		<b>199593</b>	<b>215139</b>	<b>(15546)</b>
FII (Prov.) (Rs Cr)		Buy	Sell	Net
19-Aug-25		12604	13238	(634)
20-Aug-25		11600	12700	(1100)
21-Aug-25		14960	13714	1247
22-Aug-25		10179	11802	(1623)
25-Aug-25		9951	12418	(2466)
<b>Month to date-Aug</b>		<b>196508</b>	<b>224725</b>	<b>(28217)</b>
DII (Prov.) (Rs. Cr)		Buy	Sell	Net
19-Aug-25		11881	9620	2261
20-Aug-25		14464	12658	1806
21-Aug-25		14515	11969	2546
22-Aug-25		10107	10436	(329)
25-Aug-25		13371	10194	3177
<b>Month to date-Aug</b>		<b>233494</b>	<b>164134</b>	<b>69360</b>
FII Debt - BBG (Rs. Cr)		Buy	Sell	Net
18-Aug-25		3637	2668	970
19-Aug-25		3309	3503	(194)
20-Aug-25		2621	1566	1055
21-Aug-25		2597	2542	55
22-Aug-25		1972	3191	(1219)
<b>Month to date- Aug</b>		<b>41975</b>	<b>29157</b>	<b>12819</b>

Market Breadth	BSE		NSE	
	No.	%	No.	%
Advance	1888	43%	1385	45%
Decline	2309	53%	1612	53%
Unchanged	198	5%	72	2%

Market Turnover	25-Aug	22-Aug	Var (%)
BSE Cash	16671	6902	142%
NSE Cash	97001	96171	1%
NSE Futures	369480	286916	29%
NSE Options	13585448	12011260	13%
Total (Rs.Cr)	14068601	12401249	13%

Volatility Index	25-Aug	22-Aug
Volatility Index	11.76	11.73

Index PE - TTM	25-Aug	Yr. High	Yr. Low
Sensex	22.9	25.2	20.3
Nifty	21.9	24.4	19.6

**Corporate News**
**Protean egov receives Rs.1160 cr UIDAI order**

Protean eGov Tech Ltd has received a Work Order on August 25, 2025 from Unique Identification Authority of India (UIDAI) for providing services as "Service Provider for Establishing and Running District Level Aadhaar Seva Kendra (ASK)" of approx. INR 1160 Crores (exclusive of taxes). (CNBC)

**DoT not contemplating any AGR relief to Vodafone Idea: MoS Telecom**

Telecom dept will not provide further adjusted gross revenue (AGR) relief to Vodafone, despite the govt becoming its largest shareholder after converting debt into equity. Vodafone faces significant AGR liabilities, and the SC has mandated payments in installments starting in 2026. (ET)

**Infosys revamps delivery model, bets on AI to win more deals**

Infosys is overhauling its project delivery model and bundling services to drive growth in an uncertain market, Mint reported. The move includes pitching artificial intelligence (AI) benefits to clients and reorganising internal structures to allow employees to work on projects beyond their traditional business units. Under the new approach, a developer in the financial services division could be deployed on a high-tech or manufacturing project if their skills align. (CNBC)

**Economy**
**Govt introduces one-time, one-way switch facility from UPS to NPS**

Gol has introduced a one-time switch from the Unified Pension Scheme (UPS) to the National Pension System (NPS) for central government employees. Employees can opt for UPS before September 30, 2025, to secure assured payouts and benefits. This switch is allowed until one year before superannuation, excluding cases involving disciplinary actions or penalties. (ET)

**Exporters rush to clear US orders ahead of tariff deadline**

Indian exporters are in a hurry to complete US orders before the increased tariffs take effect. Diamond jewellery, textiles, and marine products are being shipped quickly. Many factories are working overtime to meet the August 27 deadline. Air cargo is being used despite higher costs. Some exporters are exploring alternative routes via Dubai to reduce tariffs. (ET)

**International**
**Nissan shares slide 6% after Mercedes-Benz's planned \$346 million stake sale**

Shares in Nissan Motor slumped around 6% on Tuesday after its second-largest shareholder, Mercedes-Benz, said it would sell off its roughly \$346 million shareholding - a 3.8% stake - in the struggling Japanese automaker. (Invst)

Top 5 Nifty Gainers	25-Aug	22-Aug	Var(%)
INFY	1532	1488	3.0%
TCS	3141	3054	2.8%
HCLTECH	1504	1466	2.6%
WIPRO	254	249	2.1%
HINDALCO	716	704	1.7%
Top 5 Nifty Losers	25-Aug	22-Aug	Var(%)
ADANIENT	2303	2325	-0.9%
APOLLOHOSP	7851	7923	-0.9%
NESTLEIND	1153	1163	-0.9%
BEL	372	375	-0.7%
SBILIFE	1847	1859	-0.7%

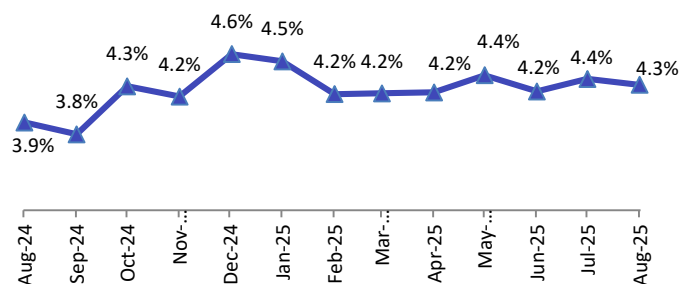
BSE Index Watch	Last	1 day	1 wk	1 mth	1 yr
SENSEX	81636	0.4%	0.4%	0.2%	-0.1%
MIDCAP	45938	0.1%	1.1%	-0.1%	-5.6%
SMLCAP	52989	0.0%	0.9%	-1.7%	-5.0%
AUTO	56959	0.5%	1.3%	7.1%	-2.9%
BANKEK	61464	0.0%	-1.0%	-2.5%	5.5%
Capital Goods	66871	-0.4%	0.1%	-3.3%	-9.0%
FMCG	20506	-0.1%	0.7%	1.7%	-11.5%
Health Care	44816	0.0%	0.6%	-1.2%	6.3%
IT	35581	2.3%	4.6%	1.4%	-16.2%
METAL	31444	0.7%	0.5%	0.2%	-4.2%
Oil & Gas	26246	0.1%	0.8%	-2.9%	-19.4%
Power	6566	0.0%	-0.4%	-2.1%	-20.7%
Realty	7118	0.7%	2.0%	-3.5%	-12.0%

Margin Trading Disclosure (Rs. In Cr)	Last	1 day	1 wk	1 mth	3 mth
Op. Scripwise Outstanding	91969	1.0%	1.0%	1.5%	21.6%
Fresh Exposure	5970	-8.5%	12.7%	0.6%	0.1%
Exposure liquidated	5005	-9.2%	0.8%	-14.6%	-15.5%
Closing Net scripwise outstanding	92933	1.0%	1.7%	2.4%	22.8%

NSE USD Futures	25-Aug	22-Aug	Var (%)
Aug Expiry (Rs./\$)	87.56	86.30	1.5%
Sept Expiry (Rs./\$)	87.00	87.52	-0.6%
Total Turnover (Rs. Crore)	6287	2490	152%

Sectors	TTM PE
Auto	32.2
Auto Ancillary	41.94
Banking	14.13
Engineering	46.76
Cement	68.95
Diamonds & Jewellery	42.31
Housing Finance	23.53
Infrastructure & Const	26.46
Metals-Aluminium	28.6
Metal – Steel	17.64
Oil Expl.	6.73
Pharma	10.17
Power – Gen. Supp.	39.68
Information Tech.	29.05
Sugar	17.48
Telecom Serv. Prov.	38.35
Tyres	33.08

## US 10-Year Bond Yield (Source: Investing.com)



10 year G-Sec Yield	Current	Previous	Change
US	4.29%	4.28%	2 bps
Japan	1.62%	1.62%	(0) bps
India	6.60%	6.55%	5 bps
UK	4.69%	4.69%	0 bps
Libor 3 Mths	4.85%	4.85%	(0) bps

Indian Eco Data	Current	Previous	Var(%)
Forex Reserve (US\$ in bn)	602	695	-13.4%
Inflation - WPI	-0.58%	-0.13%	(45) bps
Inflation - CPI	1.55%	2.10%	(55) bps

India GDP	Q3FY25	Q2FY25	Var(%)
Growth	7.38%	6.40%	98 bps

Monetary Policy	Current	Previous	Change
Repo Rate	5.50%	5.50%	0 bps
Reverse Repo Rate	3.35%	3.35%	0 bps
CRR	3.00%	4.00%	(100) bps
O/S Banking System Liquidity (Rs bn)	1953	1954	(0.8)

IIP Growth %	Jun-25	Jun-24	Apr-Feb
IIP	1.5	4.9	3.3
Capital Goods	3.5	3.6	7.9
Mining	3.9	3.5	3.8
Manufacturing	-2.6	8.6	2.1
Electricity	-8.7	10.3	0.4

### ADR Price Movement

Company	Price (US\$)	Volume	Previous Day Price	Volume	Variance (%)	No. of Share Per ADR	ADR Price (Rs.)	BSE Price	Variance (%)
Infosys Tech	17.33	17187396	17.34	33953355	-0.06%	1	1517.78	1532.10	-0.9%
Wipro	2.83	5329311	2.82	9128444	0.35%	1	247.86	253.84	-2.4%
Dr.Reddy's	14.46	931624	14.51	1032184	-0.34%	1	1266.43	1283.90	-1.4%
ICICI Bank	32.33	3181491	32.72	5687205	-1.19%	2	1415.75	1433.20	-1.2%
HDFC Bank	72.81	1992457	73.99	2304451	-1.59%	3	2125.60	1964.10	8.2%

### GDR's (US\$)

	Prices	Prev. Close	Change	Var %
L&T	41.15	41.20	(0.1)	-0.1%
RIL	64.30	64.50	(0.2)	-0.3%
SBI	94.10	94.60	(0.5)	-0.5%

US Economy Data	Current	Previous
Inflation (%) (YoY)	2.70%	2.70%
Unemployment (%)	4.20%	4.10%

Interest Rate (%)	Current	Previous
Fed Rate	4.50%	4.50%

US GDP	Q2CY25	Q1CY25
Growth (QoQ Annualized)	3.00%	-0.50%

China Economy Data	Current	Previous
GDP	5.20%	5.40%
Inflation – CPI (%)	0.00%	0.10%

### Economic Calendar

	Date
Indian GDP Data	29 Aug
Indian Inflation Data CPI	12 Sep
Indian Inflation Data WPI	15 Sep
Indian Monetary Policy	01 Oct
India's Industrial Production (IIP)	28 Aug
US Inflation Data	11 Sep
US GDP	28 Aug
US Unemployment Data	05 Sep
US Fed Rate	17 Sep
China GDP	20 Oct
China Inflation Data	10 Sept



## Event Update

Name	Date	Purpose
Garware Technical Fibres Ltd.	26/08/25	Rs.1.50 per share(15%)Final Dividend
Gillette India Ltd.	26/08/25	Rs.47.00 per share(470%)Final Dividend
Karur Vysya Bank Ltd.	26/08/25	Bonus issue
KKV Agro Powers Ltd.	26/08/25	Dividend
Krishana Phoschem Ltd.	26/08/25	Dividend
Madhya Bharat Agro Products Ltd.	26/08/25	Dividend
Transpek Industry Ltd.	26/08/25	Rs.20.00 per share(200%)Dividend
Bajaj Steel Industries Ltd.	27/08/25	Rs.1.00 per share(20%)Final Dividend
Emami Paper Mills Ltd.	27/08/25	Rs.1.60 per share(80%)Final Dividend
HDFC Bank Ltd.	27/08/25	Bonus issue
Jay Bharat Maruti Ltd.	27/08/25	Rs.0.70 per share(35%)Final Dividend
JBM Auto Ltd.	27/08/25	Rs.0.85 per share(85%)Final Dividend
MAS Financial Services Ltd.	27/08/25	Rs.0.70 per share(7%)Final Dividend
Premco Global Ltd.	27/08/25	Rs.2.00 per share(20%)Final Dividend
SKM Egg Products Export (India) Ltd.	27/08/25	Rs.1.50 per share(15%)Final Dividend
Vedanta Ltd.	27/08/25	Second Interim Dividend
Abirami Financial Services (India) Ltd.	28/08/25	Rs.1.50 per share(15%)Dividend
Aster DM Healthcare Ltd.	28/08/25	Rs.1.00 per share(10%)Final Dividend
Diamines & Chemicals Ltd.	28/08/25	Rs.1.00 per share(10%)Final Dividend
Gujarat Pipavav Port Ltd.	28/08/25	Rs.4.20 per share(42%)Final Dividend
Jyothy Labs Ltd.	28/08/25	Rs.3.50 per share(350%)Final Dividend
Magna Electro Castings Ltd.	28/08/25	Rs.6.00 per share(60%)Final Dividend
Mitsu Chem Plast Ltd.	28/08/25	Rs.0.20 per share(2%)Final Dividend
Oriental Rail Infrastructure Ltd.	28/08/25	Rs.0.10 per share(10%)Final Dividend
Procter & Gamble Hygiene and Health Care Ltd.	28/08/25	Rs.65.00 per share(650%)Final Dividend
Quality Foils (India) Ltd.	28/08/25	35th Annual General Meeting
Route Mobile Ltd.	28/08/25	Rs.2.00 per share(20%)Final Dividend
Speciality Restaurants Ltd.	28/08/25	Rs.1.00 per share(10%)Final Dividend
Vedant Fashions Ltd.	28/08/25	Rs.8.00 per share(800%)Final Dividend
Alfred Herbert (India) Ltd.	29/08/25	Rs.5.00 per share(50%)Final Dividend
Asian Hotels (East) Ltd.	29/08/25	Rs.1.00 per share(10%)Dividend
Bikaji Foods International Ltd.	29/08/25	Rs.1.00 per share(100%)Final Dividend
Black Box Ltd.	29/08/25	Rs.1.00 per share(50%)Final Dividend
Cantabil Retail India Ltd.	29/08/25	Rs.0.50 per share(25%)Final Dividend
DK Enterprises Global Ltd.	29/08/25	Dividend
Ganesh Housing Corporation Ltd.	29/08/25	Rs.5.00 per share(50%)Dividend
Harsha Engineers International Ltd.	29/08/25	Rs.1.00 per share(10%)Final Dividend
IRB Infrastructure Developers Ltd.	29/08/25	Rs.0.07 per share(7%)Interim Dividend
NBCC (India) Ltd.	29/08/25	Rs.0.14 per share(14%)Final Dividend
Premier Energies Ltd.	29/08/25	Rs.0.50 per share(50%)Final Dividend
Protean e-Gov Technologies Ltd.	29/08/25	Rs.10.00 per share(100%)Final Dividend
Royal Orchid Hotels Ltd.	29/08/25	Rs.2.50 per share(25%)Final Dividend
Salzer Electronics Ltd.	29/08/25	Rs.2.50 per share(25%)Final Dividend
Shetron Ltd.	29/08/25	Rs.1.00 per share(10%)Final Dividend
Shilp Gravures Ltd.	29/08/25	Rs.2.10 per share(21%)Final Dividend
Steelcast Ltd.	29/08/25	Stock Split from Rs.5/- to Re.1/-
Suyog Telematics Ltd.	29/08/25	Rs.1.80 per share(18%)Final Dividend
Uniphos Enterprises Ltd.	29/08/25	Rs.0.50 per share(25%)Dividend
Vijaya Diagnostic Centre Ltd.	29/08/25	Rs.2.00 per share(200%)Final Dividend
Wealth First Portfolio Managers Ltd.	29/08/25	Dividend
Whirlpool Of India Ltd.	29/08/25	Rs.5.00 per share(50%)Final Dividend
Yuken India Ltd.	29/08/25	Rs.1.50 per share(15%)Dividend
Zee Entertainment Enterprises Ltd.	29/08/25	Rs.2.43 per share(243%)Final Dividend
Haryana Leather Chemicals Ltd.	30/08/25	Rs.1.00 per share(10%)Final Dividend
Morepen Laboratories Ltd.	30/08/25	Rs.0.20 per share(10%)Final Dividend
Nitin Spinners Ltd.	30/08/25	Rs.3.00 per share(30%)Final Dividend

## Bulk Deal As On 25/08/25

BSE					
Security Code	Security Name	Client Name	Deal	Quantity	Price
544431	ACEALPHA	ANISHA FINCAP CONSULTANTS LLP	B	124000	100.81
544425	AJCJEWEL	GATIMAN INVESTMENT HOLDINGS PRIVATE LIMITED	B	36000	100.35
542865	ANUROOP	AMARNATH MATADIN SHARMA	S	163274	17.56
540788	ASPIRA	ADEQUATE REAL TRADE LLP	B	72000	58.99
539946	BAZELINTER	RAJENDER PERSHAD MAHESHWARI	S	16902	59.05
522650	BEMHY	SANTOSH KUMAR KEJRIWAL SECURITIES PVT. LTD.	S	190158	184.07
544474	BLT	NITINBHAI GOVINDBHAI PATEL	B	32000	70.54
539770	DARJEELING	NIGHTINGALE GROWTH	B	20000	62.35
539770	DARJEELING	VANDANA SANDEEP MEHTA	B	20000	60.13
544331	DAVIN	AJIT KUMAR	B	50000	58.1
539596	DELTA	PAWAN KUMAR MITTAL	S	50000	13.8
539596	DELTA	VATSAL AGARWAAL	B	50000	13.8
543410	DMR	KAILASHBEN ASHOKKUMAR PATEL	S	22500	172.11
543765	EARTH	MUKESH SHARMA FAMILY TRUST	S	69000	22
526473	ELEFLOR	BHAVISHYA ECOMMERCE PRIVATE LIMITED	B	398387	6.34
526473	ELEFLOR	DILWAR HUSSAIN MAZUMDER	S	126927	6.83
526473	ELEFLOR	SHIKHA AGRAWAL	S	114709	6.34
521137	EUREKAI	KENUL HEMANTKUMAR SHAH	B	50000	9.44
521137	EUREKAI	WHITEWORK VENTURES LLP	B	145000	10.2
521137	EUREKAI	ZAHERA TRADERS LLP	S	83706	9.44
512443	GANONPRO	GANGARAM VIRARAM BISHNOI	S	50000	12.62
512443	GANONPRO	REEMA SAROYA	B	67282	12.63
544156	GCONNECT	NAMRATA KAUSHIK VYAS	S	30000	22.11
539222	GROWINGTON	ABHAY NEMICHAND JAIN	B	3975552	1.45
539222	GROWINGTON	ABHAY SARAWGI	S	5171743	1.45
539222	GROWINGTON	AJAY DHANANJAY SINGH	B	4749485	1.45
539222	GROWINGTON	MADHU SETHIA	S	16899984	1.45
539222	GROWINGTON	PRAKASHBHAI VALLABHBHAI PATEL	B	3450000	1.45
539222	GROWINGTON	PROGNOSIS SECURITIES PVT. LTD.	S	8100000	1.45
539222	GROWINGTON	SAHARSH YARN PRIVATE LIMITED	S	4380000	1.45
539222	GROWINGTON	SETU SECURITIES PRIVATE LIMITED	S	10000000	1.67
539222	GROWINGTON	SHRISHTI AGRAWAL	S	5814658	1.45
539222	GROWINGTON	SHRISHTI AGRAWAL	B	3849529	1.67
526967	HEERAISP	DHARMESHKUMAR RAMESHCHANDRA MISTRY	S	43399	8
524614	INDXTRA	UNLISTED ASSETS PRIVATE LIMITED	S	657657	4.7
505750	JOSTS	SHAH SHARAD KANAYALAL	S	50000	322.41
540515	KANUNGO	ADEQUATE REAL TRADE LLP	B	48000	9.06
540515	KANUNGO	GAURANG MANUBHAI SHAH	B	24000	9.06
540515	KANUNGO	PARSHOTAMBHAI NARANBHAI GEVARIYA	S	100000	9.06
543289	KGES	MULTIPLIER SHARE & STOCK ADVISORS PRIVATE LIMITED	S	12000	40.66
537707	LADDU	JIGNABEN BHAUMIKKUMAR SHAH	S	950890	2.87
537707	LADDU	JITENDER KUMAR JAIN	B	700000	2.87
537707	LADDU	KAUSHAL HITESHBHAI PARIKH	S	1231599	2.87
537707	LADDU	PRAGNESH JINDAS DOSHI	S	752282	2.87
537707	LADDU	VATSAL PRAGNESH DOSHI	S	956729	2.87
512415	MERCTRD	GLISTER VENTURE LLP	S	97929	7.06
542724	MURAE	ANKUSH RAJKUMAR DABHANE	S	12401753	0.61
542724	MURAE	VAGHANI VIRAJ	S	11236863	0.61
542724	MURAE	VAGHANI VIRAJ	B	5997586	0.61
517554	NHCFOODS	ALMONDZ GLOBAL SECURITIES LIMITED.	B	3912793	1.13
517554	NHCFOODS	NAVJEET SINGH SOBTI	S	3912793	1.13
526325	ORIENTLTD	IRAGE BROKING SERVICES LLP	S	71848	91.12
526325	ORIENTLTD	IRAGE BROKING SERVICES LLP	B	12184	93.76

539143	PANTH	JAYESH AMRATLAL SHAH	S	182691	9
539143	PANTH	JAYESH AMRATLAL SHAH	B	41247	8.85
539143	PANTH	VATSAL PRAGNESH DOSHI	B	153000	9
524628	PARKERAC	MUKESHKUMAR JAGADISHBHAI ACHARYA	B	30000	16.05
532933	PORWAL	SHRENI SHARES LTD	S	104498	60.57
532933	PORWAL	SHRENI SHARES LTD	B	3365	59.91
530361	PRABHHANS	MANOJ KHIMCHAND RAIPANCHOLIA	B	39700	74.7
530361	PRABHHANS	SATNAM SINGH	S	45000	74.7
530111	RAJPACK	BASKET OF MONEY FORTUNE PRIVATE LIMITED	S	26118	24.62
504903	RATHIST	MUKESH SHARMA FAMILY TRUST	B	696658	26.46
506642	SADHNANIQ	MULTIPLIER SHARE & STOCK ADVISORS PRIVATE LIMITED	S	1757699	7.39
530035	SANTOSHF	RUCHIRA GOYAL	B	30000	35
530035	SANTOSHF	VINITA SUNIL PATODIA	S	30500	35.02
539574	SCL	BLUE BELL FINANCE LTD	S	30000000	0.21
539574	SCL	INTELLECTUAL BUILDERS PRIVATE LIMITED	S	46000000	0.21
542146	SKIFL	OM PARKASH	B	220000	53.04
542146	SKIFL	PASHUPATI CAPITAL SERVICE PVT LTD	S	343750	52.58
544035	SPL	SUJATHAA MEHTA	S	145600	41
544035	SPL	UMRAO P	B	100800	41
544399	SRIGEE	ABHAY HANAMANT ADYA	B	32400	224.36
544399	SRIGEE	GLOBALWORTH SECURITIES LIMITED	S	37200	212.68
544399	SRIGEE	GLOBALWORTH SECURITIES LIMITED	B	3600	214.58
544399	SRIGEE	ISHAAN TRADEFIN LLP	S	102000	212.65
544399	SRIGEE	ISHAAN TRADEFIN LLP	B	39600	227.47
543274	SUUMAYA	SHREYAS ANIL SHETE	S	210150	2.12
543274	SUUMAYA	SUNIL SINGH TANWAR	B	140850	2.11
523752	TIHIL	MANDAKINIBEN PRADYUMANBHAI PATEL	S	1474093	17.49
523752	TIHIL	NEO APEX SHARE BROKING SERVICES LLP	B	550000	17.49
523752	TIHIL	NEO APEX SHARE BROKING SERVICES LLP	S	400000	17.48
523752	TIHIL	SHAH JAYDEEP SURESHKUMAR	S	2491068	17.49
523752	TIHIL	SHAH JAYDEEP SURESHKUMAR	B	2491068	17.48
523752	TIHIL	VAGHANI VIRAJ	S	1600000	17.49
521005	TITANIN	NORTHEAST BROKING SERVICES LIMITED	S	604551	20.46
538464	TPROJECT	MOREPLUS MERCHANTS PRIVATE LIMITED	S	515882	4.03
538464	TPROJECT	SK GROWTH FUND PRIVATE LIMITED	B	500000	4.03
532131	TRIUMPIN	GLADIS MENEZES	B	38000	29.84
532131	TRIUMPIN	PACE STOCK BROKING SERVICES PVT LTD	S	62820	29.84
539798	UMIYA	DIVYA KANDA	B	60000	26.43
542803	VEL	JAY BHAVSAR	S	3501	21.11
542803	VEL	JAY BHAVSAR	B	51451	21
542803	VEL	PIYUSH SECURITIES PVT LTD	S	80000	21.02
542667	WORL	SHAUNAK JAGDISH SHAH	B	200000	6.63
503641	ZODIACVEN	JASMIN PURNACHANDRA MEHTA	B	433100	7.96

## NSE

Security Code	Security Name	Client Name	Deal	Quantity	Price
AGROPHOS	Agro Phos India Limited	MAHENDRA GIRDHARILAL WADHWANI	BUY	120488	44.9
APOLLOHOSP	Apollo Hospitals Ltd	ABU DHABI INVESTMENT AUTHORITY	BUY	12985	7850
APOLLOHOSP	Apollo Hospitals Ltd	AXIS MUTUAL FUND	BUY	58015	7850
APOLLOHOSP	Apollo Hospitals Ltd	BANK OF INDIA MUTUAL FUND	BUY	12985	7850
APOLLOHOSP	Apollo Hospitals Ltd	BNP PARIBAS FINANCIAL MARKETS	BUY	28015	7850
APOLLOHOSP	Apollo Hospitals Ltd	COPTHALL MAURITIUS INVESTMENT LIMITED	BUY	12985	7850
APOLLOHOSP	Apollo Hospitals Ltd	DENDANA INVESTMENTS MAURITIUS LIMITED	BUY	1949	7850
APOLLOHOSP	Apollo Hospitals Ltd	EMERGING MARKETS EQUITY TRUST	BUY	428314	7850
APOLLOHOSP	Apollo Hospitals Ltd	FIDELITY FUNDS.- INDIA FOCUS FUND	BUY	67262	7850
APOLLOHOSP	Apollo Hospitals Ltd	FIDELITY INDIA FUND	BUY	5806	7850
APOLLOHOSP	Apollo Hospitals Ltd	GHISALLO MASTER FUND LP	BUY	230043	7850
APOLLOHOSP	Apollo Hospitals Ltd	GOLDMAN SACHS (SINGAPORE) PTE	BUY	12985	7850
APOLLOHOSP	Apollo Hospitals Ltd	INVESCO MUTUAL FUND	BUY	1400	7850
APOLLOHOSP	Apollo Hospitals Ltd	INVESCO MUTUAL FUND	BUY	5600	7850
APOLLOHOSP	Apollo Hospitals Ltd	INVESCO MUTUAL FUND	BUY	6720	7850
APOLLOHOSP	Apollo Hospitals Ltd	INVESCO MUTUAL FUND	BUY	7280	7850
APOLLOHOSP	Apollo Hospitals Ltd	KOTAK MAHINDRA LIFE INSURANCE COMPANY LIMITED	BUY	260	7850
APOLLOHOSP	Apollo Hospitals Ltd	KOTAK MAHINDRA LIFE INSURANCE COMPANY LIMITED	BUY	282	7850
APOLLOHOSP	Apollo Hospitals Ltd	KOTAK MAHINDRA LIFE INSURANCE COMPANY LIMITED	BUY	299	7850
APOLLOHOSP	Apollo Hospitals Ltd	KOTAK MAHINDRA LIFE INSURANCE COMPANY LIMITED	BUY	385	7850
APOLLOHOSP	Apollo Hospitals Ltd	KOTAK MAHINDRA LIFE INSURANCE COMPANY LIMITED	BUY	772	7850
APOLLOHOSP	Apollo Hospitals Ltd	KOTAK MAHINDRA LIFE INSURANCE COMPANY LIMITED	BUY	1506	7850
APOLLOHOSP	Apollo Hospitals Ltd	KOTAK MAHINDRA LIFE INSURANCE COMPANY LIMITED	BUY	22586	7850
APOLLOHOSP	Apollo Hospitals Ltd	KOTAK MAHINDRA LIFE INSURANCE COMPANY LIMITED	BUY	31957	7850
APOLLOHOSP	Apollo Hospitals Ltd	MORGAN STANLEY ASIA SINGAPORE PTE	BUY	80212	7850
APOLLOHOSP	Apollo Hospitals Ltd	MORGAN STANLEY ASIA SINGAPORE PTE	BUY	90885	7850
APOLLOHOSP	Apollo Hospitals Ltd	MORNINGSTAR FUNDS TRUST - MORNINGSTAR INTERNATIONAL EQUITY FUND	BUY	4708	7850
APOLLOHOSP	Apollo Hospitals Ltd	SOCIETE GENERALE	BUY	328047	7850
APOLLOHOSP	Apollo Hospitals Ltd	SUNEETHA REDDY	SELL	1897239	7850
APOLLOHOSP	Apollo Hospitals Ltd	SUNEETHA REDDY	SELL	1897239	7850
APOLLOHOSP	Apollo Hospitals Ltd	T ROWE PRICE FUNDS SICAV GLOBAL ALLOCATION EXTENDED FUND	BUY	195	7850
APOLLOHOSP	Apollo Hospitals Ltd	T ROWE PRICE FUNDS SICAV EMERGING MARKETS EQUITY FUND	BUY	9377	7850
APOLLOHOSP	Apollo Hospitals Ltd	T ROWE PRICE FUNDS SICAV GLOBAL ALLOCATION FUND	BUY	182	7850
APOLLOHOSP	Apollo Hospitals Ltd	T ROWE PRICE GLOBAL ALLOCATION FUND	BUY	2299	7850
APOLLOHOSP	Apollo Hospitals Ltd	T ROWE PRICE INSTITUTIONAL EMERGING MARKETS EQUITY FUND	BUY	29937	7850
APOLLOHOSP	Apollo Hospitals Ltd	T ROWE PRICE RETIREMENT HYBRID TRUST- T ROWE PRICE NON US	BUY	46069	7850
APOLLOHOSP	Apollo Hospitals Ltd	T. ROWE PRICE EMERGING MARKETS STOCK FUND	BUY	328635	7850
APOLLOHOSP	Apollo Hospitals Ltd	T. ROWE PRICE GLOBAL ALLOCATION FUND	BUY	332	7850
APOLLOHOSP	Apollo Hospitals Ltd	TATA MUTUAL FUND	BUY	12985	7850
APOLLOHOSP	Apollo Hospitals Ltd	VIRIDIAN ASIA OPPORTUNITIES MASTER FUND	BUY	12985	7850
ATALREAL	Atal Realtech Limited	OM PARKASH	BUY	600000	19
BARFLEX	Barflex Polyfilms Limited	AADARSH FINMAN ADVISORS PRIVATE LIMITED	BUY	138000	75.56
BLBLIMITED	BLB Limited	ACN FINANCIAL SERVICES LTD	SELL	293422	15.98
CCCL	Consolidated Constructi	BANYAN CAPITAL ADVISORS LLP - YIELD PLUS	BUY	5345630	14
CCCL	Consolidated Constructi	EIF-COINVEST III	SELL	5560000	14.05
GOCLCORP	Gulf Oil Corp. Ltd.	HINDUJA CAPITAL LIMITED	SELL	800000	389.58
INTEGRITY	Integrity Infrabuild De L	ARYAMAN CAPITAL MARKETS LIMITED	SELL	24000	102
INTEGRITY	Integrity Infrabuild De L	EMERALD COMMERCIAL LIMITED	BUY	24000	102
IZMO	IZMO Limited	RITU BAPNA	BUY	126000	552.54
KANDARP	Kandarp Dg Smart Bpo	OM PARKASH	BUY	250000	119.99
MANAKALUCI	Manak Aluminium Co. Lt	ANIRUDHA AGRAWAL	BUY	330000	29.45
MANAKALUCI	Manak Aluminium Co. Lt	KAMLESH AGRAWAL	SELL	330000	29.45
NEPHROCARE	Nephro Care India Limite	KAMAL KUMAR DUGAR & CO (PROP) KAMAL KUM	BUY	83200	171.32
PARTH	Parth Elec & Eng Ltd	BIJAL PRITESH VORA	SELL	96000	269.65
PARTH	Parth Elec & Eng Ltd	ISHAAN TRADEFIN LLP	BUY	151200	267.39
PARTH	Parth Elec & Eng Ltd	NIKHIL RAMESH JAISINGHANI	BUY	110400	269.65



**Disclosure:**

Research Reports that are published by Nirmal Bang Securities Private Limited (hereinafter referred to as "NBSPL") are for private circulation only. NBSPL is a registered Research Analyst under SEBI (Research Analyst) Regulations, 2014 having Registration no. INH000001766. NBSPL is also a registered Stock Broker with National Stock Exchange of India Limited, BSE Limited, Metropolitan Stock Exchange of India Limited, Multi Commodity Exchange of India Limited and , National Commodity and Derivative Exchange Limited in Capital Market , Equity and Commodities derivatives segments and Currency Derivatives Segment .

NBSPL has other business divisions with independent research teams separated by Chinese walls, and therefore may, at times, have different or contrary views on stocks and markets.

NBSPL or its associates have not been debarred / suspended by SEBI or any other regulatory authority for accessing / dealing in securities Market since last 20 years. NBSPL, its associates or analyst or his relatives do not hold any financial interest (Except Investment) in the subject company. NBSPL or its associates or Analyst do not have any conflict or material conflict of interest at the time of publication of the research report with the subject company. NBSPL or its associates or Analyst or his relatives may or may not hold beneficial ownership of 1% or more in the subject company at the end of the month immediately preceding the date of publication of this research report.

NBSPL or its associates / analyst has not received any compensation / managed or co-managed public offering of securities of the company covered by Analyst during the past twelve months. NBSPL or its associates have not received any compensation or other benefits from the company covered by Analyst or third party in connection with the research report. Analyst has not served as an officer, director or employee of Subject Company. NBSPL / analyst has not been engaged in market making activity of the subject company.

**Analyst Certification:** The research analysts and authors of these reports, hereby certify that the views expressed in this research report accurately reflects my/our personal views about the subject securities, issuers, products, sectors or industries. It is also certified that no part of the compensation of the analyst(s) was, is, or will be directly or indirectly related to the inclusion of specific recommendations or views in this research. The analyst(s) principally responsible for the preparation of this research report and has taken reasonable care to achieve and maintain independence and objectivity in making any recommendations.

**Disclaimer:**

The Research Report is for the personal information of the authorized recipient and does not construe to be any investment, legal or taxation advice. NBSPL is not soliciting any action based upon it. Nothing in the research report shall be construed as a solicitation to buy or sell any security or product, or to engage in or refrain from engaging in any such transaction. In preparing the research report, we did not take into account the investment objectives, financial situation and particular needs of the reader.

The research report has been prepared for the general use of the clients of NBSPL and must not be copied, either in whole or in part, or distributed or redistributed to any other person in any form. If you are not the intended recipient you must not use or disclose the information in the research report in any way. Though disseminated to all the customers simultaneously, not all customers may receive the research report at the same time. NBSPL will not treat recipients as customers by virtue of their receiving the research report. The research report is not directed or intended for distribution to or use by any person or entity resident in a state, country or any jurisdiction, where such distribution, publication, availability or use would be contrary to law, regulation or which would subject NBSPL & its group companies to registration or licensing requirements within such jurisdictions.

The report is based on the information obtained from sources believed to be reliable, but we do not make any representation or warranty that it is accurate, complete or up-to-date and it should not be relied upon as such. We accept no obligation to correct or update the information or opinions in it. NBSPL or any of its affiliates or employees shall not be in any way responsible for any loss or damage that may arise to any person from any inadvertent error in the information contained in the research report. NBSPL or any of its affiliates or employees do not provide, at any time, any express or implied warranty of any kind, regarding any matter pertaining to this report, including without limitation the implied warranties of merchantability, fitness for a particular purpose, and non-infringement. The recipients of the research report should rely on their own investigations.

This information is subject to change without any prior notice. NBSPL reserves its absolute discretion and right to make or refrain from making modifications and alterations to this statement from time to time. Nevertheless, NBSPL is committed to providing independent and transparent recommendations to its clients, and would be happy to provide information in response to specific client queries.

Before making an investment decision on the basis of research report, the reader needs to consider, with or without the assistance of an adviser, whether the advice is appropriate in light of their particular investment needs, objectives and financial circumstances. There are risks involved in securities trading. The price of securities can and does fluctuate, and an individual security may even become valueless. International investors are reminded of the additional risks inherent in international investments, such as currency fluctuations and international stock market or economic conditions, which may adversely affect the value of the investment. Opinions expressed are subject to change without any notice. Neither the company nor the director or the employees of NBSPL accept any liability whatsoever for any direct, indirect, consequential or other loss arising from any use of the research report and/or further communication in relation to the research report. Here it may be noted that neither NBSPL, nor its directors, employees, agents or representatives shall be liable for any damages whether direct or indirect, incidental, special or consequential including lost revenue or lost profit that may arise from or in connection with the use of the information contained in the research report.

Copyright of this document vests exclusively with NBSPL.

Our reports are also available on our website

Registration granted by SEBI and certification from NISM in no way guarantee performance of NBSPL or provide any assurance of returns to investors.

**Nirmal Bang Research (Division of Nirmal Bang Securities Pvt. Ltd.)**

B-2, 301/302, Marathon Innova,  
Opp. Peninsula Corporate Park  
Off. Ganpatrao Kadam Marg  
Lower Parel(W), Mumbai-400013  
Board No. : 91 22 6723 8000/8001  
Fax. : 022 6723 8010